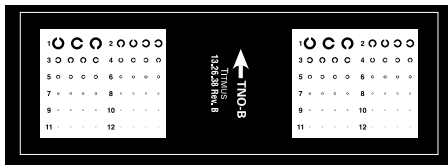


# Alternative Visual Acuity Test Slides for the Occupational Model

## TNO Slides


A new visual acuity test, based on ISO Standards, developed by the renowned TNO Human Factors Research Institute in the Netherlands.

The new test design uses the Landolt Ring in an improvised configuration for testing. The improvements are in the spacing, direction and number of test symbols (optotypes) used for visual acuity testing. It covers a range of visual acuity from 20/100 to 20/10 in 12 steps, increasing in geometric progression.



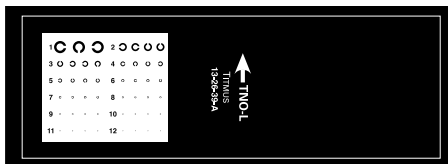
**TNO-B, Both Eyes**

A series of Landolt Rings provides a precise measure of acuity with literates or illiterates. Used to determine visual acuity of 20/200 to 20/10 in 12 different levels.



**TNO-R, Right Eye**

Same as Both Eyes except Landolt Ring symbols are omitted from left eye area. Permits measuring the habitual functioning of the Right Eye while both eyes look at the slide.



**TNO-L, Left Eye**


This slide is similar in principle to that used for the Right Eye.

If you already own a Titmus Vision Screener, you can now purchase a complete TNO package and upgrade your instrument with the TNO slides. The TNO Package consists of 3 acuity slides (both, right & left eye), 1 TNO-Occupational training manual and 1 Pad of TNO record forms.

Item Number	Description
<b>13429</b>	<b>TNO Slide Package</b>

## Sloan Letter Slides


Visual acuity can also be tested using Sloan Letters. Three slides with columns of different letters are available to test Both Eyes, Right Eye and Left Eye. The slide consists of 7 visual acuity steps — 20/20, 20/30, 20/40, 20/50, 20/70, 20/100 and 20/200.



**SAB-2, Both Eyes**



**SAR-2, Right Eye**



**SAL-2, Left Eye**