

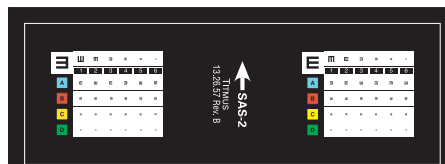
## Slides for Preschool Model

Preschool Children Efron Visual Acuity Test



**Test No. 1, SAE-1**  
**Demonstration Right and Left Eye**  
"Shoe" both eyes.

Primary Grade Children



**Test No. 5, SAS-2**  
**Acuity Right and Left Eye**  
Conventional Tumbling "E" symbol.  
Child states which way "E" points in each square.  
Acuity levels of 20/20, 20/30, 20/40 and 20/50.



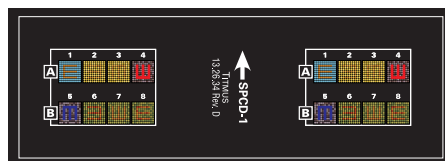
**Test No. 2, SAE-40-2**  
**Right and Left Eye 20/40 Acuity**  
Different Symbol Each Eye.  
Also available 20/30 Acuity.



**Test No. 6, SPS-3 Heterophorias**  
Muscle imbalance-vertical and lateral is tested at predetermined pass/fail levels.  
This test is administered first at far, then at near.




**Test No. 3, SAE-40-3**  
**Right and Left Eye 20/40 Acuity**  
Different Symbol Each Eye.  
Also available 20/30 Acuity.



**Test No. 7, SPCD-1 - Color Perception**  
Titmus Pseudo-Isochromatic Plates reliably detect gross color anomalies, but do not classify the type of deficiency.



**Test No. 4, SAE-40-4**  
**Right and Left Eye 20/40 Acuity**  
Different Symbol Each Eye.  
Also available 20/30 Acuity.



**Test No. 8, SA-BRL-4 - Visual Acuity**  
Results calibrated at 20/20, 20/30, 20/40, 20/50, 20/70, 20/100 and 20/200.  
Tests can be administered binocularly or with either eye occluded.