

dopplex® Vascular Dopplers







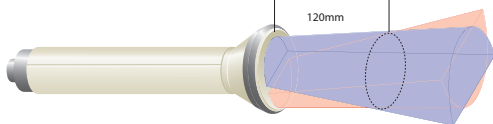
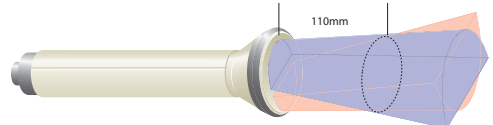


Hand held Dopplers and PPG systems for vascular assessment and intraoperative use

Based on over 20 years experience in the field of vascular assessment, the latest generation of the world renowned Dopplex handheld Doppler range offers even greater performance, quality and reliability.

The range now has significantly enhanced features including improved audio performance, increased warranty to 5 years and new features on the Dopplex DR3 software package.

The new Easy8 *Ultra* wide beam probe has been designed using innovative technology to produce a distinctly wide beam which completely encompasses the vessel of interest. This new probe is superb for easier vessel location and helps to maintain vessel contact during cuff inflation and deflation procedures, and assists in reducing variability of ABPI measurements.

High Sensitivity Doppler Probes	Order code	Freq.	Use
	EZ8	Wide Beam 8MHz	ULTRA WIDEBEAM TECHNOLOGY Allows easy location of vessels. Easier to maintain vessel contact during inflation and deflation.
	VP4HS	4MHz	Detection of deep lying vessels.
	VP5HS	5MHz	For oedematous limbs and deep lying vessels. Ideal adjunct to Easy8 for ABPI measurements.
	VP8HS	8MHz	Detection of peripheral vessels and calcified arteries.
	VP10HS	10MHz	Detection of smaller vessels in specialist superficial applications.
	IPP3	8MHz	Re-sterilisable Intraoperative probe. Ideal for most surgical applications.
	OP2HS	2MHz	Obstetric for fetal heart detection.
	OP3HS	3MHz	Obstetric for fetal heart detection in early gestation.

❖ Approximate distances of peak sensitivity

ABPI Assessment It is recommended that the user purchase a VP5HS and an EZ8 probe if regular and oedematous limbs are assessed for ABPI